

MEDICAL CABINETS

MEDICAL MODULE SYSTEMS



LEARN MORE

- Combination of medical cabinets integrated into a unified system to create optimal working environment for medical staff
- Designed for storage of medicines, pharmaceuticals, instruments, dressings, medical devices, and tools in medical centers, hospital departments, polyclinics, pharmacies



Coating colors for metallic surfaces



MEDICAL TALL CABINET UNITS

MEDICAL MODULE SYSTEMS




Medical tall cabinet unit for storing medicines (with shelves)

Dimensions (W/D/H):
 - 300x600x2100 mm (707)
 - 450x600x2100 mm (705)
 - 600x600x2100 mm (701)



Medical tall cabinet unit for storing medicines (with shelves)

Dimensions (W/D/H):
 - 900x600x2100 mm (708)



Medical tall cabinet unit for storing medicines for installing the in-built refrigerator (712) for installing built-in fridge and safe (713)

Dimensions (W/D/H):
 600x600x2100mm




Medical tall cabinet unit for storing medicines (with shelves and mezzanine cabinet)

Dimensions (W/D/H):
 900x600x2700mm (717)



In-built refrigerator (not included in the delivery set)



Withdrawable plate and in-built safe (dimensions of the safe (W/D/H): 550x480x270 mm)



MEDICAL TALL CABINET UNITS

MEDICAL MODULE SYSTEMS



Medical tall cabinet unit for storing medicines (with withdrawable sections)

Dimensions (W/D/H):
- 600x600x2100 mm (710)



Medical tall cabinet unit for storing catheters

Dimensions (W/D/H):
- 600x600x2100 mm (741)




Medical tall cabinet unit for storing medicines

Dimensions (W/D/H):
- 300x600x2100 mm (715)
- 600x600x2100 mm (711)



Medical tall cabinet unit for storing endoscopes (740)
for storing endoscopes (glass door) (743)

Dimensions (W/D/H):
- 600x600x2100 mm



Catheter holders



Height-adjustable removable trays



Recirculator-irradiator



Simultaneous placement of 8 endoscopes



MEDICAL LOWER CABINET UNITS

MEDICAL MODULE SYSTEMS



Medical lower cabinet unit for storing tools and dressings (with shelves)

Dimensions (W/D/H):
- 450x600x850 mm (724)
- 600x600x850 mm (723)



Medical lower cabinet unit for storing tools and dressings (with shelves)

Dimensions (W/D/H):
- 900x600x850 mm (725)



Medical lower cabinet unit for medicines (with drawers)

Dimensions (W/D/H):
- 450x600x850 mm (728)
- 600x600x850 mm (727)



Medical lower cabinet unit for medicines (with drawers)

Dimensions (W/D/H):
- 900x600x850 mm (726)



Medical lower cabinet unit for wash basin installation

Dimensions (W/D/H):
- 450x600x850 mm (730)
- 430x370x180 mm



Medical lower cabinet unit for wash basin installation

Dimensions (W/D/H):
- 1200x600x850 mm (731)
- 900x600x850 mm (738)

Dimensions (W/D/H):
- 430x370x180 mm



Medical lower cabinet unit with slop hopper

Dimensions (W/D/H):
- 600x600x850 mm (732)



Medical lower cabinet unit for installation of a gypsum sump

Dimensions (W/D/H):
- 1200x600x850 mm (734)



MEDICAL LOWER CABINET UNITS

MEDICAL MODULE SYSTEMS



Medical lower cabinet unit
for medical waste
(with withdrawable sections)

Dimensions (W/D/H):
- 300x600x850 mm (729)



Medical lower cabinet unit
for medical waste
(with withdrawable sections)

Dimensions (W/D/H):
- 600x600x850 mm (735)



Medical lower cabinet unit
for medical waste
(with two withdrawable sections)

Dimensions (W/D/H):
- 600x600x850 mm (736)



Medical lower cabinet unit
for storing medicines
(for installing the in-built
refrigerator)
(the fridge is not included in the
delivery set)

Dimensions (W/D/H):
- 600x600x850 mm (737)



TABLE TOPS. ACCESSORIES

MEDICAL MODULE SYSTEMS

- Not included in the basic package, to be ordered additionally
- Table tops for side-by-side cabinets can be integrated into one seamless element up to 2,400 mm long
- Table tops can be made with one or more (up to four) set-in wash basins (430x370x180 mm)
- Made of stainless steel



MEDICAL WALL CABINET UNITS

MEDICAL MODULE SYSTEMS



Medical wall cabinet unit
for dressings
(with shelves)

Dimensions (W/D/H):
- 450x340x600 mm (720)
- 600x340x600 mm (721)



Medical wall cabinet
unit for dressings
(with shelves)

Dimensions (W/D/H):
- 900x340x600 mm (722)